

RESEARCH ON THE NUTRITION SYSTEM FOR *Jerusalem artichoke* GROWN ON SANDY SOILS

Milica DIMA, Loredana Mirela SFÎRLOAGĂ, Aurelia DIACONU, Reta DRĂGHICI,
Iulian DRĂGHICI, Mihaela CROITORU, Alina Nicoleta PARASCHIV

Research Development Station for Plant Culture on Sandy Soils Dabuleni, 217 Petre Banita Street,
Dabuleni, Dolj County Romania

Corresponding author email: ditaloredanamirela@yahoo.com

Abstract

From the agronomic point of view, Jerusalem artichoke is considered a drought-resistant species and can be grown in non-irrigated conditions, by capitalizing on poor soils. Research conducted at RDSPCS Dabuleni in the period 2018-2020 under irrigation conditions showed that Jerusalem artichoke is a species that has performed well in cultivation on sandy soils. The experiment was placed on a soil with a low nitrogen content, normal phosphorus, low potassium and organic matter, and the soil reaction was weakly acidic. The research results in the period 2018-2020 show that the highest production of above-ground biomass (stems + leaves) of 64779 kg/ha was obtained on the agrofund of N₁₆₀P₁₆₀K₈₀ and the planting distance of 40 cm between plants in a row.

Key words: sandy soil, production, density, fertilization.

INTRODUCTION

Jerusalem artichoke is appreciated for its characteristic, sweet taste, rich in minerals (Ca, Mg, K, P), vitamins (β -carotene, thiamine, lactoflavin, niacin, biotin, ascorbic acid), amino acids (lysine, arginine, histidine, cystine, tryptophan, aspartic acid), specific amino acids (choline, betaine, saponin, quercitrin) and enzymes (inulinase, proteinase, invertase, phosphorylase and phenolase). The biochemical composition of tubers depends mainly on the genetic structure, environmental factors and genotype (Soare et al., 2017). Over time, Jerusalem artichoke has been used successfully to treat a wide range of conditions, from diabetes, colds, atherosclerosis, colorectal cancer, cholesterol, to digestive candidiasis, constipation, lack of calcium or obesity. Jerusalem artichoke is also recommended in asthenia, as a tonic, antiseptic, gout, dyspepsia, rheumatism. Tubers are used as a raw material in the alcohol industry, but also in the manufacture of sweets. From 100 kg of Jerusalem artichoke tubers can be obtained 7-10 liters of alcohol. The alcohol fermented from the tubers is of a better quality than that of sugar beet.

From an agronomic point of view, Jerusalem artichoke is considered a drought-resistant

species and can be grown in non-irrigated conditions, by capitalizing on poor soils (Monti et al., 2005). It has a very high adaptability to the extremes of unfavorable factors, resistance to extremely high temperatures (35-45°C plants and 30-45°C in the case of tubers), resistance to high concentrations of salts, heavy metals, nitrates. Studies in this species have shown that irrigation is necessary when water is insufficient and exacerbates drought. Jerusalem artichoke is also a very valuable crop for biomass that is considered a rich source of ethanol (Denroy, 1996). Jerusalem artichoke biogas production is much higher compared to other energy crops (Emmerling, 2007). In a semi-arid region of China, Zu Xin Liu (2012) conducted a study of twenty-six Jerusalem artichoke clones to evaluate their potential as a biomass feedstock for ethanol production and demonstrated that the biomass obtained can be a feedstock, first promising material for cellulosic ethanol.

Despite the great interest in this Jerusalem artichoke crop, there are few studies showing the spread of this species in the crop, especially in terms of the behavior of different genotypes. Planting density has been little studied and there is no important research for the regions of southern Europe. In fact, in the literature, planting density varies from case to case in the

range of 2 plants/m² to 7 plants/m² (Zu XL et al., 2012, Mecella G. et al., 1996, Monti A. et al., 2005, Puangbut et al., 2012). Fertilization is the most important factor influencing the quantity and quality of Jerusalem artichoke production, but research conducted by Pomares et al., 2004, Feleafel, 2005, shows that soil, climatic conditions, genotype and cultivation technology contribute to the increase in Jerusalem artichoke production. Lombardo et al. (2017) showed that nitrogen fertilization significantly influenced the quality and shelf life of fresh Jerusalem artichoke tubers in terms of nutritional and microbiological properties. The aim of the research was to evaluate the effect of planting density and the response to nitrogen, phosphorus and potassium fertilization of Jerusalem artichoke species with energy and food potential in the conditions of sandy soils from Research Development Station for Plant Culture on Sandy Soils (RDSPCS Dabuleni).

MATERIALS AND METHODS

The research was conducted at RDSPCS Dabuleni, in the period 2018-2020, in the conditions of a sandy soil with a low nitrogen content, normal phosphorus, low potassium and organic material, and the soil reaction was weakly acidic. The experience was bifactorial, placed according to the method of subdivided plots, in three repetitions.

FACTOR A: Fertilization system

a₁ – Unfertilized

a₂ – N₄₀P₄₀K₄₀

a₃ – N₈₀P₈₀K₈₀

a₄ – N₁₂₀P₁₂₀K₈₀

a₅ – N₁₆₀P₁₆₀K₈₀

FACTOR B: The distance between plants in a row

b₁ - 40 cm

b₂ - 50 cm

The biological material used for planting was the Rustic variety. The preparation of the land was done by plowing at a depth of 28-30 cm, fertilization with complex fertilizer 15-15-15 at the level of N, P, K established for the variants studied, disking + worked with milling cutter. Planting was done manually on April 3 in 2018, on March 20 in 2019 and on March 13 in 2020, at a distance of 70 cm between rows and

40 cm, respectively 50 cm between tubers per row.

In order to determine the nutrient supply status of the soil from the Jerusalem artichoke culture, soil samples were collected at a depth of 0-40 cm. The samples were recorded and conditioned in the laboratory, from which the following determinations were made:

- total nitrogen - Kjeldahl method;

- extractable phosphorus (P-AL) - Egner method

- Riem Domingo, by which phosphates are extracted from the soil sample with a solution of acetate - ammonium lactate at pH - 5.75, and the extracted phosphate anion is determined colorimetrically as - blue of molybdenum;

-changeable potassium (K-AL) - Egner - Riem Domingo method by which the hydrogen and ammonium ions of the extraction solution replace by exchange the potassium ions in exchangeable form from the soil sample which are passed into the solution. The potassium is determined in the solution obtained by flame emission photometry.

-organic carbon - wet oxidation method and titrimetric dosing (after Walkley - Blak in the Gogoasa modification);

- pH- of the soil, potentiometric method.

During the vegetation period, observations and determinations were made regarding: plant height, average number of shoots/plant, average number of leaves/plant, stem base diameter, leaf area. At the beginning of flowering, because the initiation of flowers is a signal of accumulation of assimilates in tubers (M.D. Curt et al., 2006) the number of tubers/plant, the weight of tubers/plant, the production of aerial and underground biomass were determined. Biomass production (stems and tubers) was expressed in kg/ha. The nutritional quality of the potato tubers was determined in the laboratory regarding:

- water and total dry matter (%) - gravimetric method;

- soluble dry matter (%) - refractometric method;

- vitamin C (mg/100 g s.p) - iodometric method;

- starch (%) - gravimetric method;

The calculation and interpretation of the results was performed in comparison with the unfertilized control, using the method of analysis of variance.

RESULTS AND DISCUSSIONS

Laboratory analyzes on the chemical composition of the soil show the existence of a

soil with (Table 1) a low content of nitrogen, normal phosphorus, low to medium potassium and organic material and the soil reaction was moderately acidic to neutral.

Table 1. Chemical composition of soil in Jerusalem artichoke culture (2018-2020)

Fertilization dose	Total nitrogen (%)	Extractable phosphorus (ppm)	Exchangeable potassium (ppm)	Organic carbon (%)	pH in water
a ₁ - Unfertilized	0.07	45	61	0.98	6.99
a ₂ - N ₄₀ P ₄₀ K ₄₀	0.06	56	59	0.90	7.30
a ₃ - N ₈₀ P ₈₀ K ₈₀	0.04	47	58	0.69	7.25
a ₄ - N ₁₂₀ P ₁₂₀ K ₈₀	0.07	93	93	0.97	6.72
a ₅ -N ₁₆₀ P ₁₆₀ K ₈₀	0.05	80	78	0.61	6.40
poorly stocked	<0.10	8.1-18	<66	<0.58	5.01-5.80 Weak acid
Middle stocked	0.11-0.15	18.1-36	66.1-132	0.59-1.16	5.81-6.8 Moderate acid
Well stocked	0.16-0.20	36.1-72	132.1-200	1.17-2.32	6.81-7.20 Neutral

Biometric measurements made during the vegetation period on the height of the plant, no.

of stems/plant, no. of lateral shoots/plant are presented in Table 2.

Table 2. Biometric determinations of Jerusalem artichoke during the growing season (2018-2020)

Fertilization dose	Planting density	The average size of the plant (cm)	Average number of stems/plant	Average number of lateral shoots/plant
a ₁ - Unfertilized	b ₁ -40 cm	205.2	5.9	4.9
	b ₂ - 50 cm	216.5	4.6	2.5
a ₂ - N ₄₀ P ₄₀ K ₄₀	b ₁ -40 cm	215.8	4.1	2.8
	b ₂ - 50 cm	231.3	3.0	2.6
a ₃ -N ₈₀ P ₈₀ K ₈₀	b ₁ -40 cm	250.3	3.9	2.8
	b ₂ - 50 cm	271.3	2.5	3.6
a ₄ -N ₁₂₀ P ₁₂₀ K ₈₀	b ₁ -40 cm	224.3	1.4	3.0
	b ₂ - 50 cm	255.2	2.8	3.4
a ₅ . N ₁₆₀ P ₁₆₀ K ₈₀	b ₁ -40 cm	240.3	3.3	4.5
	b ₂ - 50 cm	227.3	3.9	5.0

Biometric determinations performed on the waist of Jerusalem artichoke plants show an average plant height with values between 205.2 cm in the unfertilized version which can reach up to 271.3 cm in the fertilized version with a dose of N₈₀P₈₀ K₈₀ where the distance between plants in a row was 50 cm. Compared to the unfertilized control variant the plant size

increased with the increase of fertilizer doses to N₁₂₀P₁₂₀ K₈₀, followed by a decrease of the plant size with the increase of fertilizer doses to N₁₆₀P₁₆₀ K₈₀ (Table 2).

It is observed that depending on the planting density, the height of the plants had higher values in the variants where the distance between plants in a row was 50 cm (Figure1).

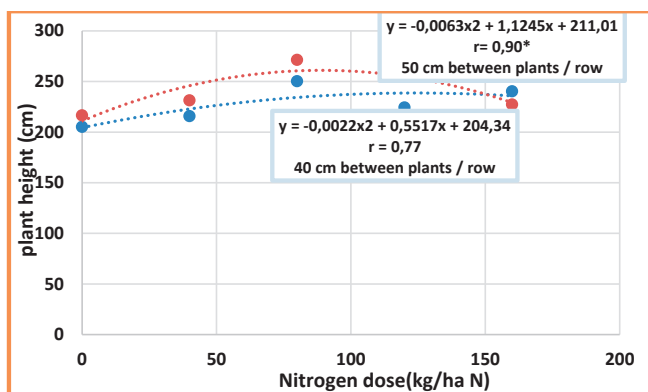


Figure 1. The influence of planting density depending on the dose of nitrogen on the size of the plant

Table 3. Biometric determinations of Jerusalem artichoke during the growing season (2018-2020)

Fertilization dose	Planting density	Number of leaves/plant	Leaf area (m ² /ha)	Aboveground biomass weight (stems + leaves)(kg/ha)
a ₁ - Unfertilized	b ₁ -40 cm	444	103594.3	34250
	b ₂ - 50 cm	426	78933	34050
a ₂ - N ₄₀ P ₄₀ K ₄₀	b ₁ -40 cm	470.3	119015.3	42502
	b ₂ - 50 cm	454.3	96696	36589
a ₃ - N ₈₀ P ₈₀ K ₈₀	b ₁ -40 cm	517.3	115530.7	57487
	b ₂ - 50 cm	660.3	143960	46166
a ₄ - N ₁₂₀ P ₁₂₀ K ₈₀	b ₁ -40 cm	486.6	124030	52173
	b ₂ - 50 cm	649.6	147810.7	54080
a ₅ - N ₁₆₀ P ₁₆₀ K ₈₀	b ₁ -40 cm	651.3	163860	64779
	b ₂ - 50 cm	512.6	105468.7	45881
LSD 5% =			67369	20960
LSD 1% =			95766	29800
LSD 0.1% =			138665	43150

The number of leaves per plant is an important component of biomass. The average results from 2018-2020 show that the average number of leaves per plant increased significantly with

increasing fertilization doses, from 426 in the non-fertilized version to 660.3 in the version where the dose of N₈₀P₈₀K₈₀ was used (Figure 2).

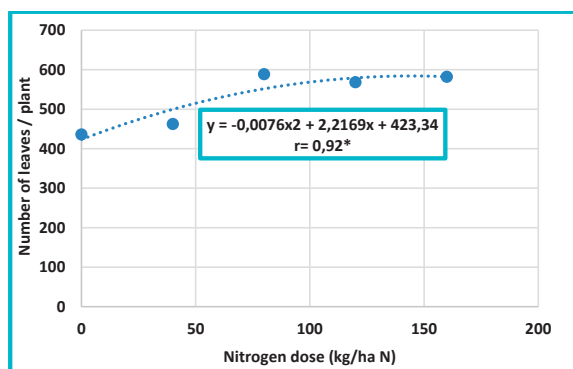


Figure 2. The influence of nitrogen dose on the number of leaves/plant

The leaf surface is a physiological indicator directly related to the amount of light that can be intercepted by plants.

Knowledge of the leaf area is a particular importance. Knowing this parameter we can approximate the primary photosynthetic production, evapotranspiration and can be used as a reference tool for crop growth, having an

essential role in the ecology of theoretical production.

The leaf area/ha increased with increasing number of plants/ha by reducing the distance to 40 cm between plants/row leading to the interception of a larger amount of photosynthetically active radiation due to the higher number of plants/ha (Figure 3).

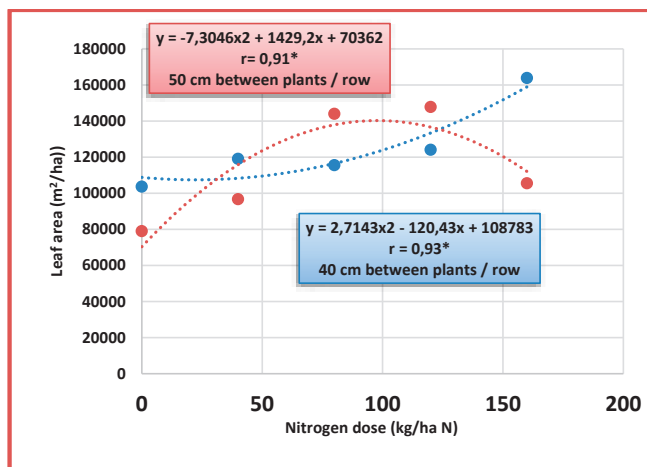


Figure 3. Influence of planting density depending on the dose of nitrogen on the leaf area

Also, the increase of fertilizer doses per unit area led to an increase in the production of stems and leaves. Increasing the amount of biomass obtained. There is a distinctly

significant correlation between the leaf area and the amount of biomass obtained given by the polynomial equation of degree 2 ($r = 0.99^{**}$)(Figure 4).

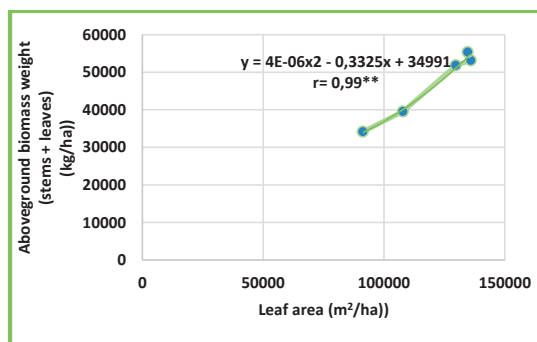


Figure 4. Correlation between leaf area and biomass production depending on nitrogen dose

From our research in the period 2018-2020 it is observed that the highest biomass production of 64779 kg/ha was obtained on the agrofund of $N_{160}P_{160}K_{80}$ and the planting distance of 40 cm between plants in a row. The functional link between the fertilization variant with N_{160} and the density of 40 cm between plants in a row is

given by the polynomial function of degree 2 which shows a significant correlation ($r = 0.93^{*}$) (Figure 5). In order to determine the production of tubers/ha, the number of tubers/plant, the weight of tubers/plant were determined at harvest (Table 6).

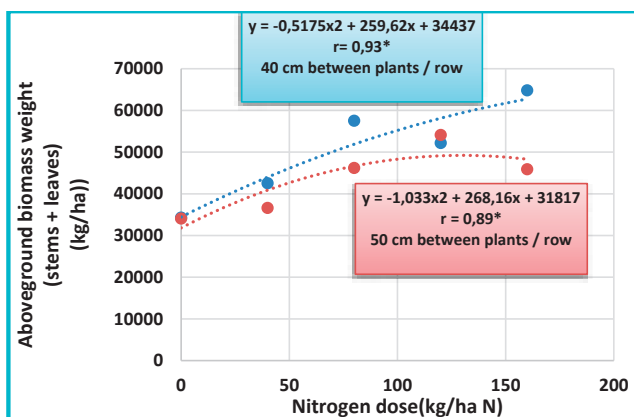


Fig. 5. Influence of planting density and nitrogen dose on aboveground biomass production (stems + leaves)

The average results of 2018-2020 on the influence of nitrogen dose on tuber production/ha show that it increased with increasing nitrogen doses to the dose of N₁₂₀, a significant increase compared to the

unfertilized control variant. Also, there is a significant correlation ($r = 0.88^*$) between the leaf area and the tuber production obtained/ha depending on the applied nitrogen dose (Figure 6).

Table 6. Production of Jerusalem artichoke tubers depending on fertilization and planting density (2018-2020)

Fertilization dose	Planting density	Number of tubers/plant	Weight of tubers/plant (kg)	Average production of tubers (kg/ha)
a ₁ -Unfertilized	b ₁ -40 cm	50.4	0.658	23036
	b ₂ - 50 cm	45.5	0.848	23756
a ₂ - N ₄₀ P ₄₀ K ₄₀	b ₁ -40 cm	46.8	0.908	31785
	b ₂ - 50 cm	43.5	0.913	25570
a ₃ - N ₈₀ P ₈₀ K ₈₀	b ₁ -40 cm	40.4	0.839	29376
	b ₂ - 50 cm	47.6	1.1	31039
a ₄ -N ₁₂₀ P ₁₂₀ K ₈₀	b ₁ -40 cm	38.7	1.19	41671
	b ₂ - 50 cm	55.7	1.39	39127
a ₅ - N ₁₆₀ P ₁₆₀ K ₈₀	b ₁ -40 cm	37.5	1.08	37807
	b ₂ - 50 cm	38.0	1.069	29947

LSD 5%=

LSD 1%=

LSD 0.1%=

11200

16000

23200

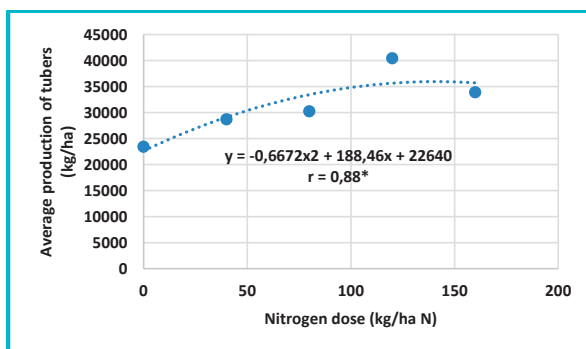


Figure 6. The influence of nitrogen dose on the production of Jerusalem artichoke tubers

Analyzing the interaction between the studied factors (planting density x fertilization doses) on the production of fresh tubers, it is found that the distance of 40 cm between plants/row

and the level of fertilization of N₁₂₀P₁₂₀K₈₀ ensured the highest production of 41671 kg/ha fresh tubers/ha, not statistically insured (Figure 7).

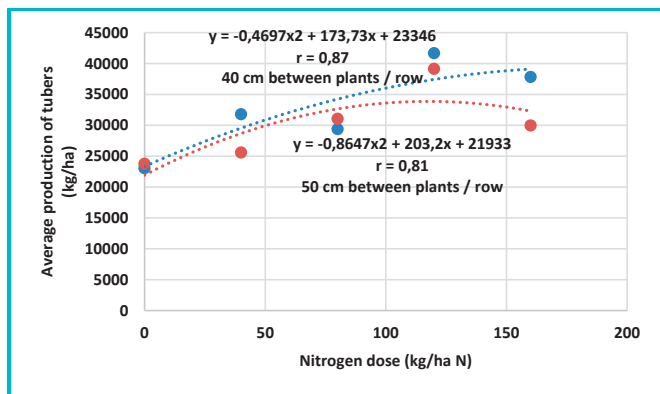


Figure 7. Influence of planting density and nitrogen dose on the production of Jerusalem artichoke tubers

The chemical composition of Jerusalem artichoke tubers depends on the cultivation technology and to a large extent on the nutritional level. The chemical composition of the tubers is also highly dependent on the type of soil, its productivity, the genetic potential of the variety and the growth stage (Meijer & Mathijssen, 1991; Mclaurin et al., 1999; Sawicka & Kalembasa, 2013), which are largely related to harvest maturity (Saengthobpinit & Sajjaanantakul, 2005). Jerusalem artichoke tubers usually contain

about 80% water. They can play an important role in human nutrition as sources of protein (1-2%), carbohydrates (15%), vitamins, inulin (up to 20%) and minerals, especially iron (0.4 to 3.7 mg/100 g), calcium (14 to 37 mg/100 g) and potassium (420-657 mg/100 g) (Whitney & Rolfes, 1999).

The results obtained regarding the nutritional quality of Jerusalem artichoke tubers depending on fertilization and planting density are presented in Tables 7 and 8.

Table 7. Biochemical composition of Jerusalem artichoke tubers depending on the fertilization system

Fertilization dose	Total dry matter (%)	Water (%)	Soluble dry matter (%)	Inulin (%)	Carbohydrate content (%)	C vitamin (mg/100 g s.p)	Average tubers production (kg/ha)
a ₁ -Unfertilized	22.72	77.28	22.16	11.91	18.29	8.37	23396
a ₂ - N ₄₀ P ₄₀ K ₄₀	23.25	76.75	21.32	13.10	18.07	8.52	28678
a ₃ - N ₈₀ P ₈₀ K ₈₀	23.64	76.36	21.22	12.38	17.99	9.12	30208
a ₄ - N ₁₂₀ P ₁₂₀ K ₈₀	23.28	76.72	20.15	12.78	17.12	8.22	40399
a ₅ . N ₁₆₀ P ₁₆₀ K ₈₀	22.81	77.19	20.68	12.41	17.56	8.51	33878

Depending on the fertilization dose, in the Jerusalem artichoke tubers was determined a total dry matter between 22.72% in the unfertilized version and 23.64% in the version fertilized with N₈₀P₈₀ K₄₀. The amount of water

in the tubers that was between 76.72% and 77.28% decreases with the accumulation of dry matter.

D. De Santis, M. & Teresa Frangipane, 2017, determined in the Jerusalem artichoke

tubers a water content of 79.76-81.25%. Sandra Žaldarienė et al., 2012, in a study conducted on a farm in Lithuania determined a dry matter content of 23.21%. and the average weight of the tubers was 26.1g.

Vinatoru C.. 2017, highlights the importance of water from Jerusalem artichoke tubers for the human body. Belgian chemist Aldenne B. C. together with the team of researchers from the U. B. Brussels have shown that the water present in fruits (cellular water) has other properties than that from direct sources: rivers, precipitation. The water present in Jerusalem artichoke tubers is totally different from the usual one. This cellular water synthesized and metabolized by Jerusalem artichoke has the ability to rejuvenate some cells due to its special physical properties. Studies have recently been taken up by cardiologists in the UK. And they say that there is a possibility and they think that the common Jerusalem artichoke has the ability to maintain the heart muscle.

The soluble dry matter was between 20.15% in the fertilized version with the dose of N₁₂₀P₁₂₀K₈₀ and 22.16% in the unfertilized version. The carbohydrate content was between 17.12% and 18.29% in the same variants.

Kays and Nottingham, 2007, in a Canadian study determined in different groups of varieties a carbohydrate content between 8.2% and 20.7%. The root of this plant stores a polymer of fructose, inulin. Compared to other plants it has been found that the inulin in Jerusalem artichoke has the lowest percentage of glucose and sucrose, thus helping patients

with diabetes, helping to normalize blood sugar.

The highest inulin content (13.10%) was determined in the variant fertilized with N₄₀P₄₀ K₄₀.

The inulin content of artichoke tubers in Jerusalem varies from 7 to 30% of its fresh weight (Kays & Nottingham, 2008; Saengthongpinit, 2005).

The highest values of vitamin C (9.12 mg) were recorded in the version fertilized with N₈₀P₈₀ K₈₀. Jerusalem artichoke tubers are a source of vitamin C (4.1 mg/100 g) (Scollo et al., 2011). Ermosh et al., 2020, determined in the Jerusalem artichoke tubers an amount of vitamin C between 17 mg and 18.64 mg/100g s.p. Also, Yue Wang et al., 2015 found in Jerusalem artichoke tubers a vitamin C content between 7 and 26 mg/100 g s.p.

Analyzing the influence of fertilizer doses, the best quality results were obtained in the variants fertilized with N₄₀P₄₀ K₄₀ and N₈₀P₈₀ K₈₀ (Table 7) and the highest production (40399 kg/ha) was recorded in the variant fertilized with N₁₂₀P₁₂₀ K₈₀.

Regarding the influence of planting density on the production of tubers. as well as on their quality, the results obtained and presented in Table 8, showed an increase in the production of tubers planted at 50 cm between plants in a row compared to the distance of 40 cm by 5962 kg/ Ha. Jerusalem artichoke tubers in this variant recorded a higher content of total dry matter (23.25%), a higher amount of inulin (13.10%), as well as a higher amount of vitamin C (8.52 mg).

Table 8. Biochemical composition of Jerusalem artichoke tubers depending on the distance between plants

Varianta	Total dry matter (%)	Water (%)	Soluble dry matter (%)	Inulin (%)	Carbohydrate content (%)	C vitamin (mg/100 g s.p)	Average tubers production (kg/ha)
b ₁ – 40 cm	22.72	77.28	22.16	11.91	18.29	8.37	32735
b ₂ - 50 cm	23.25	76.75	21.32	13.10	18.07	8.52	29888

Multiple studies have described the effect of fertilizers on Jerusalem artichoke. For example, lack of phosphorus or potassium alters the morphogenesis, growth and yield of tubers, more pronounced compared to aerial growth. However, the influence of nitrogen on yield is

stronger than that of potassium, due to differences in their original soil content; nitrogen determines the photosynthesis potential and somewhat increases the efficiency of water use (Soja and Haunold, 1991). Therefore, drought and fertilizers with nitrogen.

phosphorus and potassium can strongly affect the weight of dry matter (Monti et al., 2005). At harvest tuber production can reach up to 62 t/ha (Zhong et al., 2007).

CONCLUSIONS

Jerusalem artichoke is a species that has performed well in cultivation on sandy soils in climatic conditions from 2018-2020.

From the research carried out in 2018-2020 it is observed that the highest biomass production of 64779 kg/ha was obtained on the agrofund of N₁₆₀P₁₆₀ K₈₀ and the planting distance of 40 cm between plants in a row.

Analyzing the interaction between the studied factors (planting density x fertilization doses) on the production of fresh tubers, it is found that the distance of 40 cm between plants/row and the level of fertilization of N₁₂₀P₁₂₀K₈₀ ensured the highest production of 41671 kg/ha fresh tubers / ha. not statistically insured.

The results obtained on the nutritional quality of Jerusalem artichoke tubers highlight the low requirements of the species for fertilizers.

The studied biochemical components showed a higher content at low doses of fertilizers as well as in the unfertilized version.

The planting density of the tubers did not significantly influence the quality of the Jerusalem artichoke tubers.

Jerusalem artichoke, due to the low requirements for environmental factors, but also for technological ones, can be part of the category of food safety species.

ACKNOWLEDGEMENTS

This research work was carried and financed from Complex Project no. 9PCCDI / 2018.

REFERENCES

- Curt, P., Aguado, M., Sanz, G., Sánchez, J., Fernández, (2006). Clone precocity and the use of *Helianthus tuberosus* L. stems for bioethanol, *Industrial Crops and Products*, Vol. 24, pp. 314–320.
- De Santis D., Teresa Frangipane, M. (2017). Valuation of chemical composition and sensory profile in Jerusalem artichoke (*Helianthus tuberosus* L.) tubers. *The effect of clones and cooking conditions. International Journal of Gastronomy and Food Science*.
- Denoroy, P. (1996). The crop physiology of *Helianthus tuberosus* L.: a model oriented view. *Biomass and Bioenergy*, 11(1), 11–32.
- Emmerling C., Barton J. (2007). Anaerobic co-digestion of topinambour (*Helianthus tuberosus* L.) and properties of the remaining biogas manure. *Archives of Agronomy and Soil Science*, 53. 683–690. 10.1080/03650340701679059.
- Ermosh, L.G. et al. (2020). Features of biotechnological processes of bread production enriched with inulin – containing raw materials IOP Conference Series: *Earth and Environmental Science*, 421. 22018.
- Feleafel., M.N. (2005). Response of growth, yield and its quality of eggplant to varying nitrogen fertilizer rates and their application systems. *J. Agric. & Env. Sci., Alex. Univ.*, 4(1), 122–136.
- Kays, S.J., Nottingham, S.F. (2008). Biology and Chemistry of Jerusalem Artichoke *Helianthus tuberosus* L. CRC Press.
- Liu, Z. X., Spiertz, J. H. J., Sha, J., Xue, S. & Xie, G. H. (2012). Growth and yield performance of Jerusalem artichoke. *Evaluación productiva de topinambur (Helianthus tuberosus L.)*.
- Lombardo, S., Pandino, G., Mauromicale, G. (2017). Minerals profile of two globe artichoke cultivars as affected by NPK fertilizer regimes. *Food Res Int.* 2017 Oct;100(Pt 2):95-99. doi: 10.1016/j.foodres.2017.08.028. Epub 2017 Aug 14.
- McLaurin, Z.C., Somda, S.J., Kays (1999). Jerusalem artichoke growth, development, and field storage I. Numerical assessment of plant part development and dry matter acquisition and allocation. *J Plant Nutr.*, 22. 1303–1313
- Mecella, G., Scandella, P., Neri, U., Di Blasi, N., Moretti, R., Troisi, A., Lauciani, R., Alterio M., Di Carlo, V. (1996). The productive and chemical evolution of the Jerusalem artichoke (*Helianthus tuberosus* L.) under various conditions of irrigation. *Agricultural Medicine*, 126. 233–239.
- Meijer, W.J., Mathijssen, E.W.J. (1996). Analysis of crop performance in research on inulin, fibre and oilseed crops. *Ind Crops Prod.*, 5. 253–264.
- Monti, A., Amaducci, M.T., Venturi, G. (2005). Growth response, leaf gas exchange and fructans accumulation of Jerusalem artichoke (*Helianthus tuberosus* L.) as affected by different water regimes. *Eur J Agron.*, 23. 136–145.
- Pomares, F., Baixauli, C., J.M., Aguilar, A., Giner, F., Tarazona, J., Gómez, R., Albiach. (2004). Effects of water and nitrogen fertilization on seed-grown globe artichoke. *ISHS Acta Horticulturae*, 660. 303–309
- Puangbut, S.J., Nimitr, V., Supalax, S., Thawan, K., Corley, C., Holbrook Aran, P. (2012). Influence of planting date and temperature on inulin content in Jerusalem artichoke (*Helianthus tuberosus* L.) AJCS, 6(7), 1159–1165.
- Rebora, C., Galmarini, C.R., Lelio, H. (2007). Caracterización de germoplasma de topinambur - *Helianthus tuberosus* L.- aspectos morfológicos fenológicos y rendimiento. *Horticultura Argentina*, 20(61), 55 (resumen).
- Saengthongpinit, T. Sajjaanantakul (2005). Influence of harvest time and storage temperature on characteristics of inulin from Jerusalem artichoke (*Helianthus tuberosus* L.) tubers. *Postharvest Biol Technol*, 37(1), 93–100. 10.1016/j.postharvbio.2005.03.004

- Sawicka, B., Kalembasa, D., Skiba, D. (2015). Variability in macroelement content in the aboveground part of *Helianthus tuberosus* L. at different nitrogen fertilization levels. *Plant Soil Environ.*, 61(4), 158–163
- Scollo, D., Ugarte, M., Vicente, F., Giraudo, M., Sánchez Tuero, H., Mora, V. (2011). The potential of Jerusalem Artichokes in health and nutrition. *DIAETA (B.Aires)*, 29(137), 7–13.
- Scollo, D., Ugarte, M., Vicente, F., Girando, M., (2011). The potential of Jerusalem artichokes in health and nutrition. *Diaeta (B.Aires)*, 29(137), 7–13.
- Soare, R., Dinu, M., Babeanu, C., Popescu, M., Popescu A. (2017). Nutritional value and antioxidant activities in fruit of some cultivars of pepper (*Capsicum annuum* L.). *Journal of Agroalimentary Processes and Technologies*, 23(4), 217–222.
- Soja, G., Haunold, E. (1991). Leaf gas exchange and tuber yield in Jerusalem artichoke (*Helianthus tuberosus* L.) cultivars. *Field Crop Res.*, 26. 241–252.
- Vinătoru, C. (2017). Studii și cercetări mondiale privind beneficiile topinanburului. *Revista Topinanbur Eco*.
- Wang, C.Z. (2015). Extraction and separation of endophytic fungi active fat-soluble components in Jerusalem artichoke. *North Horticulture*, 8. 43–52.
- Whitney and S.R. Rolfes (2012). Chips Production from Jerusalem Artichoke (*Helianthus tuberosus* L.), *Food and Nutrition Sciences*, 3(9).
- Zhong, W., Wang, Y., Wang, L.H., Li, L. (2007). Changes of growth, development and photosynthesis indicators of Jerusalem artichoke. *Acta Bot Boreali Occident Sin*, 27(9), 1843–1848, 10.1016/S1872-2075(07)60055-7
- Žaldarienė, S., Kulaitienė, J., Černiauskienė, J. (2012). The quality comparison of different Jerusalem artichoke (*Helianthus tuberosus* L.) cultivars tubers. *Žemės Ūkio Mokslai*. T., 19(4), 268–272
- Zu, X.L., Spiertz, H., Sha, J., Xue, S., Xie, G. (2012). Growth and Yield Performance of Jerusalem Artichoke Clones in a Semiarid Region of China. *Agronomy Journal*, 104. 1538–1546. 10.2134/agronj2012.0091.